

# ARTEMISININ MARKET

Artemisinin Conference, Nairobi,  
15th January 2013  
Jacques PILLOY Oteci/AEDES  
With Malcolm Cutler (FSC) and Ben Smith (I+Solutions)

# Artemisinin production 2012

- High prices for artemisinin in 2011 pushed farmers and extractors to sharply increased the plantations.
- Generally, good climatic conditions increased the content in the leaves.
- All production areas increased their production.
- Some difficulties to evaluate the production due to exchanges between countries and between crude extractors and purified artemisinin producers.
- As not all leaves have been extracted, some uncertainties remain on the total production.
- The first quantities of industrial semi-synthetic artemisinin were produced.

## Artemisinin production 2012

Country	Leaf production (MT/Ha)	Artemisinin content %	Processing efficiency %
CHINA	2.5	0.7	80
VIETNAM	3.5	0.7	50
EAST AFRICA	2	1	65
MADAGASCAR	2	1.1	70
INDIA	2	0.8	75

\*All figures shown are averages. Actual figures may be higher or lower per production site

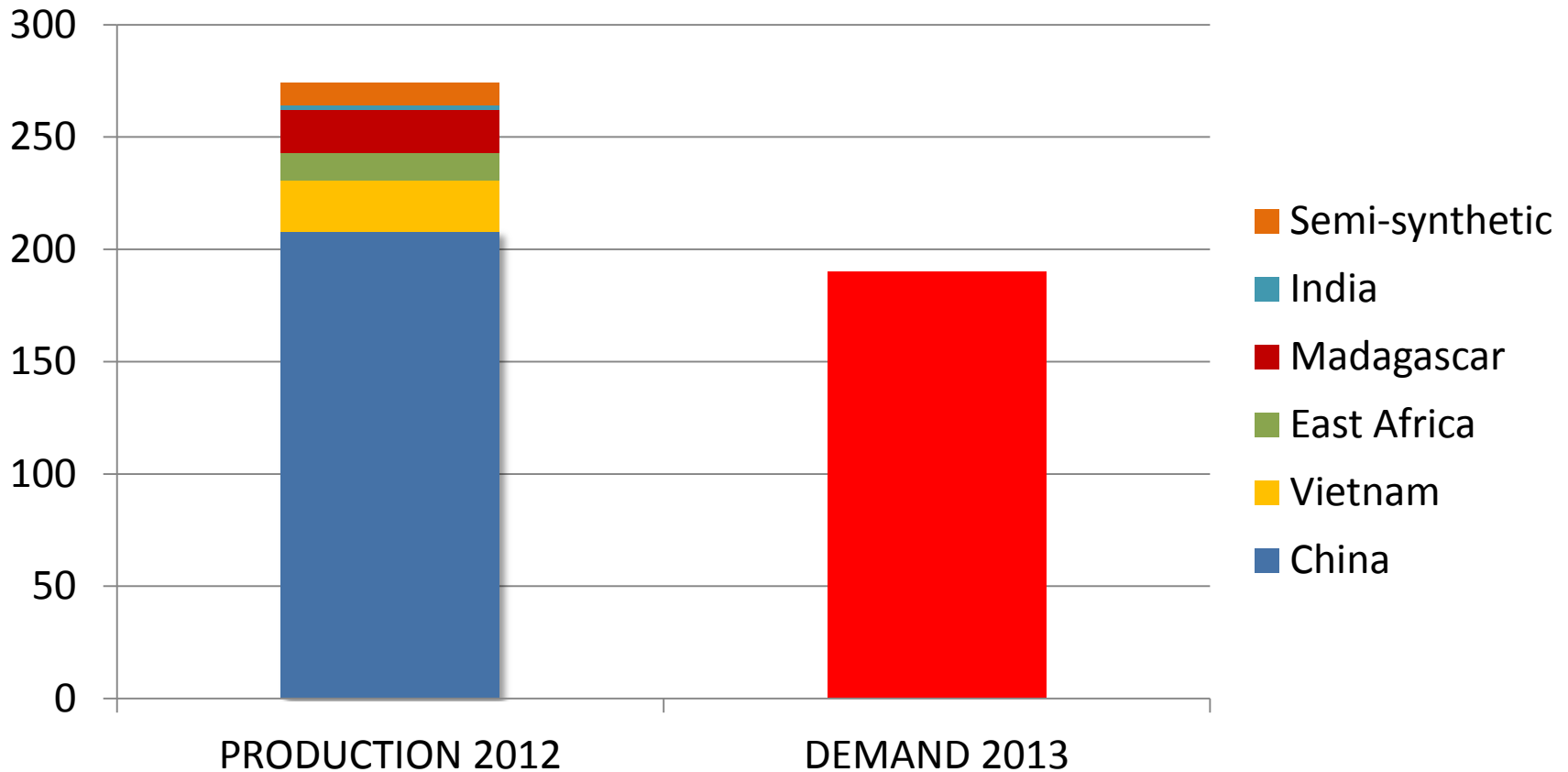
# Artemisinin production 2012

Country	Planting area (ha)	Artemisinin (kg/ha)	Estimated Artemisinin production (MT)
CHINA	15,000 – 16,000	13.5	200 - 220
VIETNAM	1,700 – 2,000	12	20 - 25
EAST AFRICA	770 – 1,200	13	5
MADAGASCAR	1,200 - 1300	15	15
INDIA	170	12	2
S/TOTAL NATURAL			242 – 267
Semi-synthetic			10
<b>TOTAL</b>			<b>252 – 277</b>

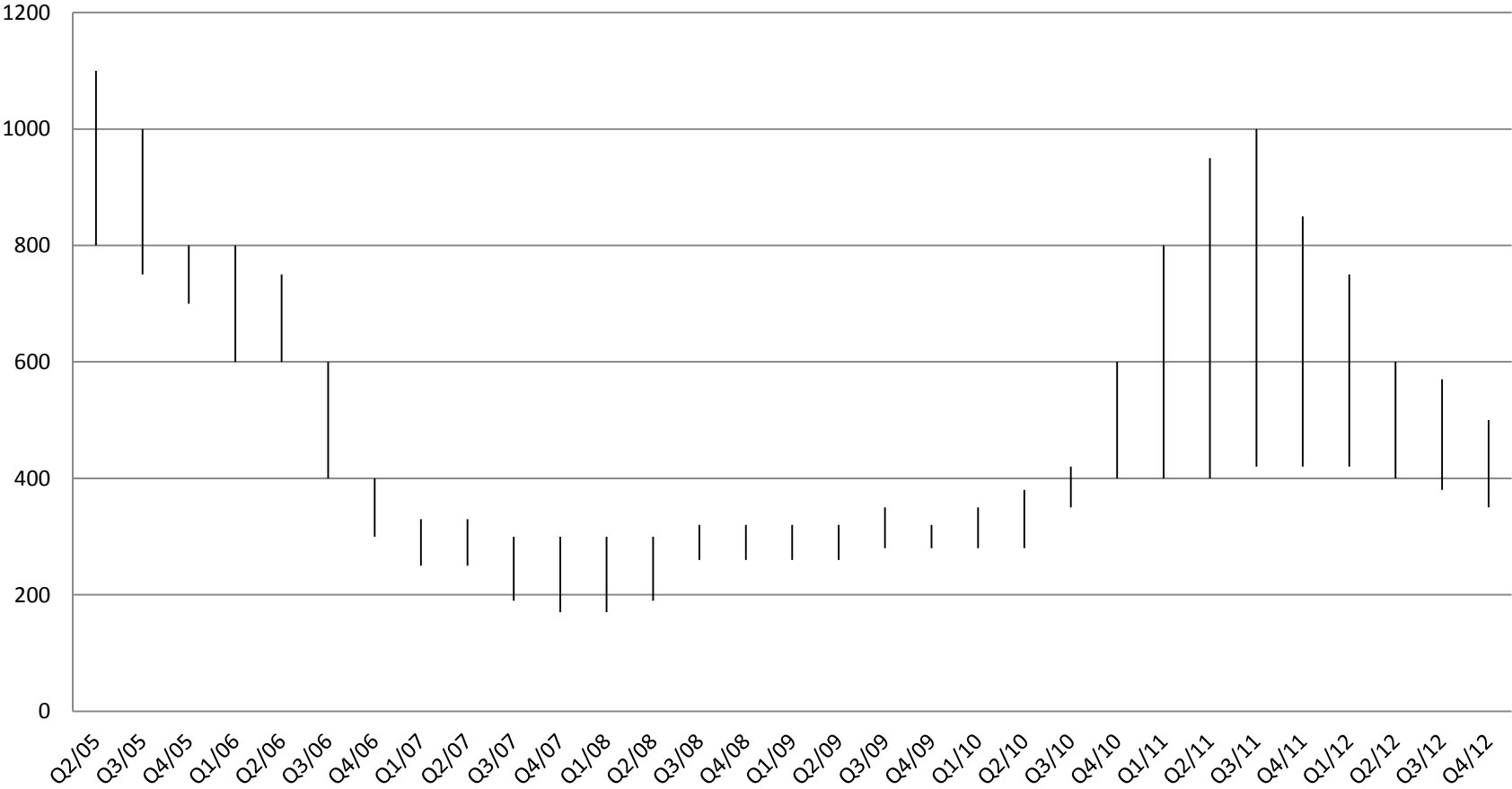
# Artemisinin demand

- Our estimate is based for 2013 on the following parameters:
  - ACTs from qualified producers: 330 million treatments in 2012, to be maintained so a need of 150 T artemisinin
  - For rebuilding inventories at level of ACT and API producers: 10 to 20 T
  - For all Artemisinin derivatives not qualified: an additional 20 T to 30 T seems realistic.
- Global demand in 2013 could be 180 to 200 T.
- Global demand for 2014 to be obtained during this Conference.

# Balance Production/Demand for 2013

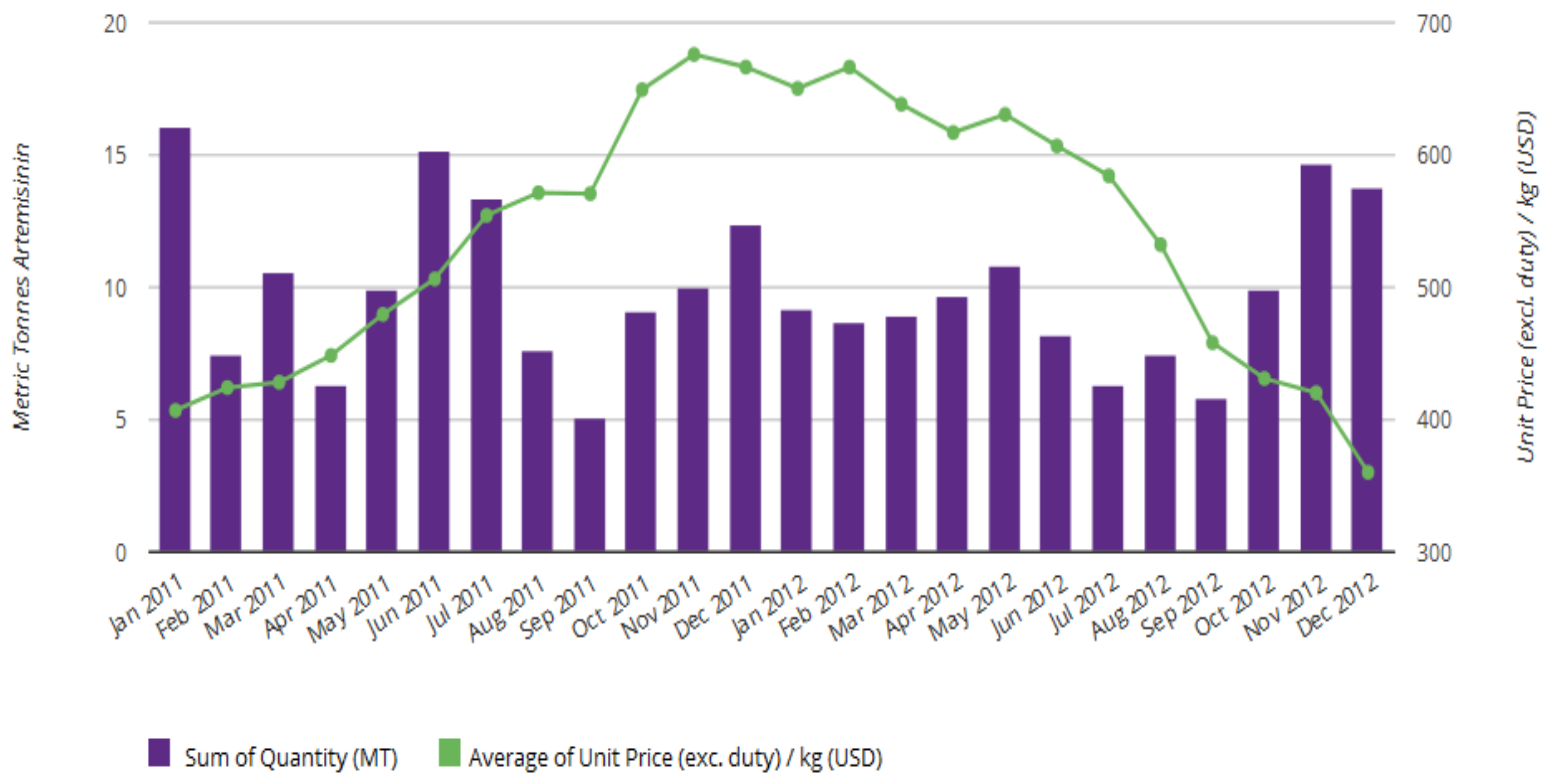


# Artemisinin selling prices range



# Artemisinin imports into India

Artemisinin Imports into India (updated 3 January 2013)





# Artemisinin challenges

- After the tight situation of 2011, the oversupply in 2012 creates other risks.
- Market prices are going below the production costs which are between 380 to 440 \$/kg depending of the production areas.
- Already some producers are looking at withdrawing from the market as they are in financial difficulties.
- Demand forecasts for 2014 not available.
- Impact of the Semi-synthetic production, both in quantity and price.

THANK YOU

